

SUMOTO SUBMERSIBLE PUMP

Sumoto S.r.l





Sumoto is one of the world leaders in the production and commercialization of 3, 4 and 6 inch submersible motors and pumps. The company, founded in 1991 and situated in the North East of Italy, which has always been a manufacturing hub of excellence where the electro pump sector is concerned, covers an area of 12,000 sq.m., of which 8,000 are covered and used for production.

-
-
-

The company mission is therefore to offer one of the most complete ranges of submersible motors, both of filled rewindable ones and encapsulated-resin filled ones.

Nowadays, when environmental quality and sensitivity is necessary in order to distinguish one self from the competition, Sumoto is constantly working to improve its product range, and has created new "Energy Saving" motors, like the new 3"IPM high speed one.



CONTENTS



4SA2

STAINLESS STEEL
SUBMERSIBLE PUMPS

01



4SA3

STAINLESS STEEL
SUBMERSIBLE PUMPS

02



4SA4

4SA6

STAINLESS STEEL
SUBMERSIBLE PUMPS

03-04



4SA8

STAINLESS STEEL
SUBMERSIBLE PUMPS

05



4SA10

STAINLESS STEEL
SUBMERSIBLE PUMPS

06



4SA12

4SA16

STAINLESS STEEL
SUBMERSIBLE PUMPS

07-08

4"

4SA2 - SUBMERSIBLE PUMP

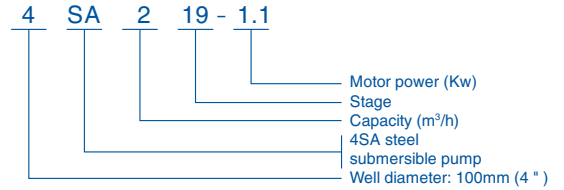
SUBMERSIBLE PUMPS

► **Typical applications:**

- Water supply system
- Booster
- Garden and farm irrigation
- Lowering underground water level
- Various industrial applications

► **Pump / Motor**

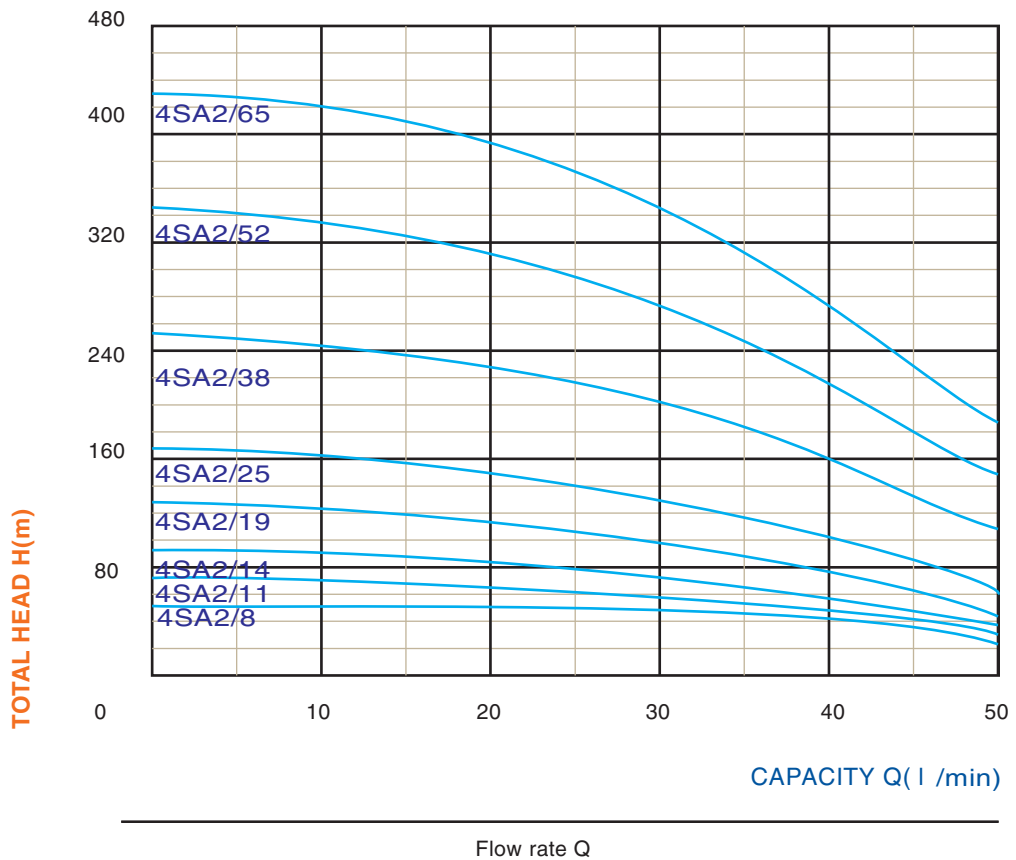
- Adopted the NEMA standard
- Insulation class: B
- Protection grade: IP68
- Maximum diameter ϕ 95mm
- Highest temperature of liquid: 35°C



► **PERFORMANCE TABLE**

rpm: 2850 Outlet: G1 1/4"

TYPE	Motor power		Capacity and head						
	KW	Hp	m³/h	0	0.6	1.2	1.8	2.4	3.0
			l/min	0	10	20	30	40	50
4SA2/8	0.37	0.5	Head (m)	53	51	48	42	34	23
4SA2/11	0.55	0.75		75	70	67	58	46	31
4SA2/14	0.75	1.0		93	90	85	74	59	40
4SA2/19	1.1	1.5		126	122	115	100	80	54
4SA2/25	1.5	2.0		166	160	151	132	105	71
4SA2/38	2.2	3.0		252	243	230	201	160	108
4SA2/52	3.0	4.0		345	333	315	275	218	148
4SA2/65	4.0	5.0		431	416	393	343	273	185



4"

4SA3 - SUBMERSIBLE PUMP

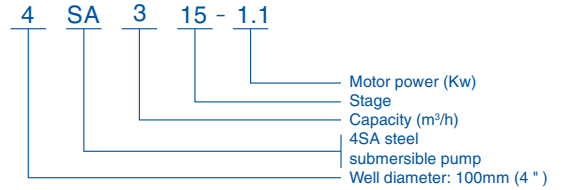
SUBMERSIBLE PUMPS

► **Typical applications:**

- Water supply system
- Booster
- Garden and farm irrigation
- Lowering underground water level
- Various industrial applications

► **Pump / Motor**

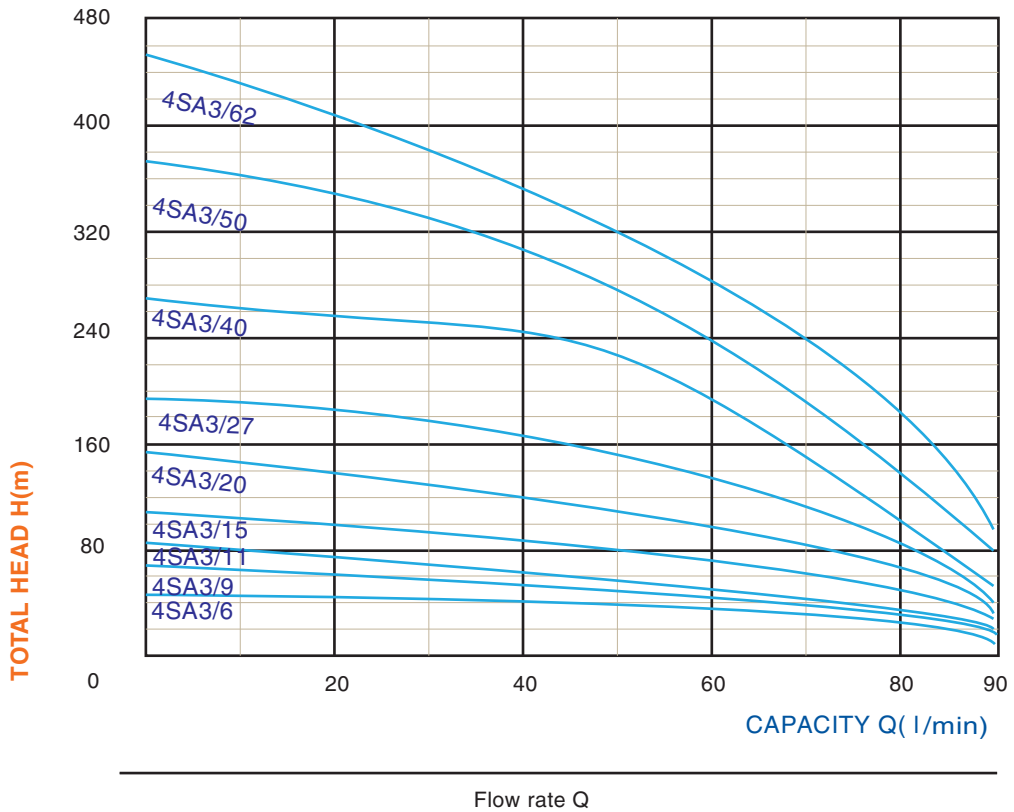
- Adopted the NEMA standard
- Insulation class: B
- Protection grade: IP68
- Maximum diameter ϕ 95mm
- Highest temperature of liquid: 35°C



► **PERFORMANCE TABLE**

rpm: 2850 Outlet: G1 1/4 "

TYPE	Motor power		Capacity and head						
	KW	Hp	m³/h	0	1.1	2.4	3.6	4.8	5.4
			l/min	0	20	40	60	80	90
4SA3/6	0.37	0.5	Head (m)	44	41	36	27	15	9
4SA3/9	0.55	0.75		65	62	54	41	23	13
4SA3/11	0.75	1.0		80	76	66	50	28	16
4SA3/15	1.1	1.5		109	104	90	68	39	22
4SA3/20	1.5	2.0		145	138	120	90	52	29
4SA3/27	2.2	3.0		196	186	162	122	70	39
4SA3/40	3.0	4.0		290	276	240	180	103	58
4SA3/50	4.0	5.5		363	345	300	225	129	72
4SA3/62	5.5	7.5		450	428	372	279	160	89



4"

4SA4 - SUBMERSIBLE PUMP

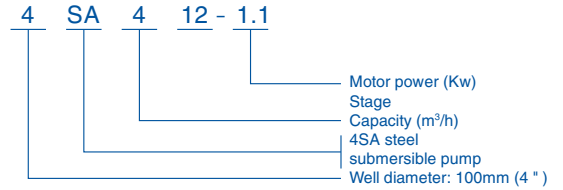
SUBMERSIBLE PUMPS

► **Typical applications:**

- Water supply system
- Booster
- Garden and farm irrigation
- Lowering underground water level
- Various industrial applications

► **Pump / Motor**

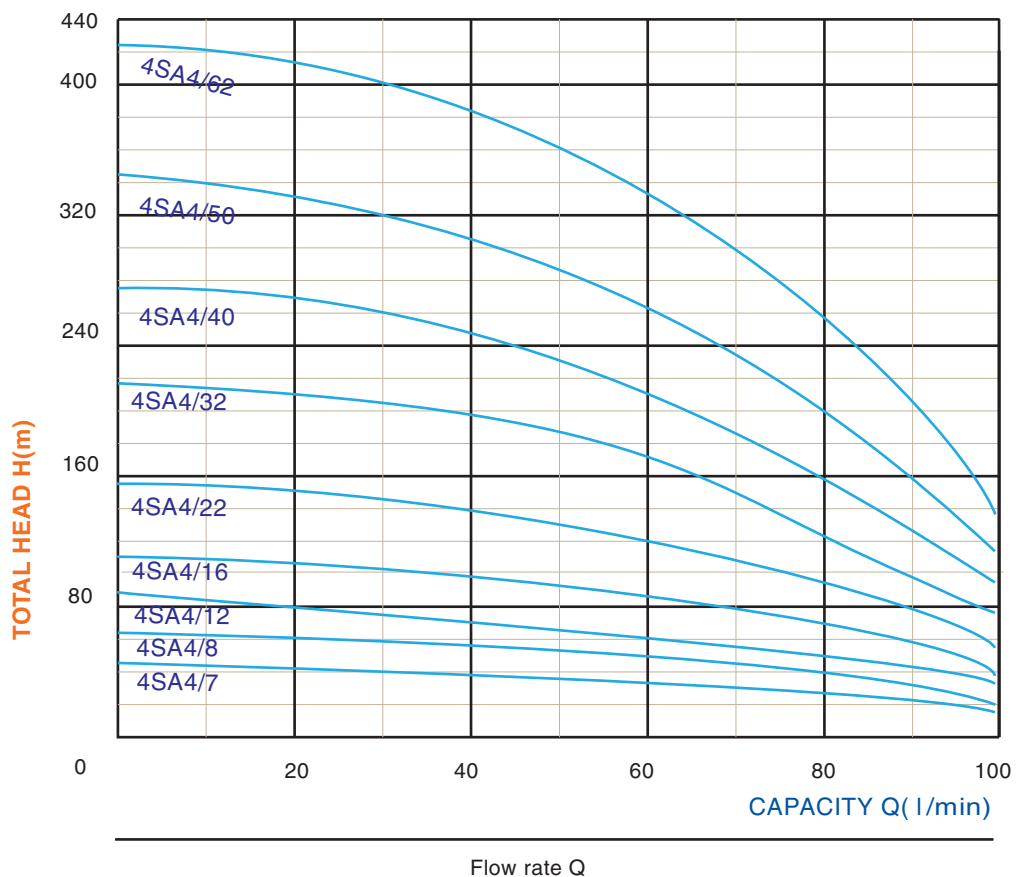
- Adopted the NEMA standard
- Insulation class: B
- Protection grade: IP68
- Maximum diameter $\phi 95\text{mm}$
- Highest temperature of liquid: 35°C



► **PERFORMANCE TABLE**

rpm: 2850 Outlet: G1 1/4"

TYPE	Motor power		Capacity and head						
	KW	Hp	m ³ /h	0	1.2	3.0	4.2	5.0	6.0
			l/min	0	20	50	70	90	100
4SA4/7	0.55	0.75	Head (m)	48	46	41	33	22	16
4SA4/8	0.75	1.0		62	59	53	43	28	20
4SA4/12	1.1	1.5		83	79	71	57	37	27
4SA4/16	1.5	2.0		110	105	94	76	49	36
4SA4/22	2.2	3.0		151	144	103	104	68	49
4SA4/32	3.0	4.0		220	210	189	151	99	71
4SA4/40	4.0	5.5		275	262	236	189	124	98
4SA4/50	5.5	7.5		344	328	295	237	155	111
4SA4/62	7.5	10		427	406	366	298	192	138



4"

4SA6 - SUBMERSIBLE PUMP

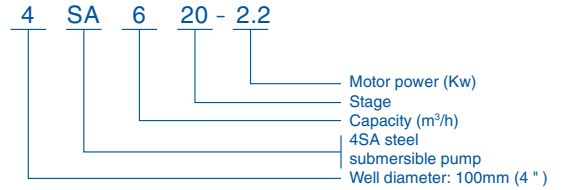
SUBMERSIBLE PUMPS

► **Typical applications:**

- Water supply system
- Booster
- Garden and farm irrigation
- Lowering underground water level
- Various industrial applications

► **Pump / Motor**

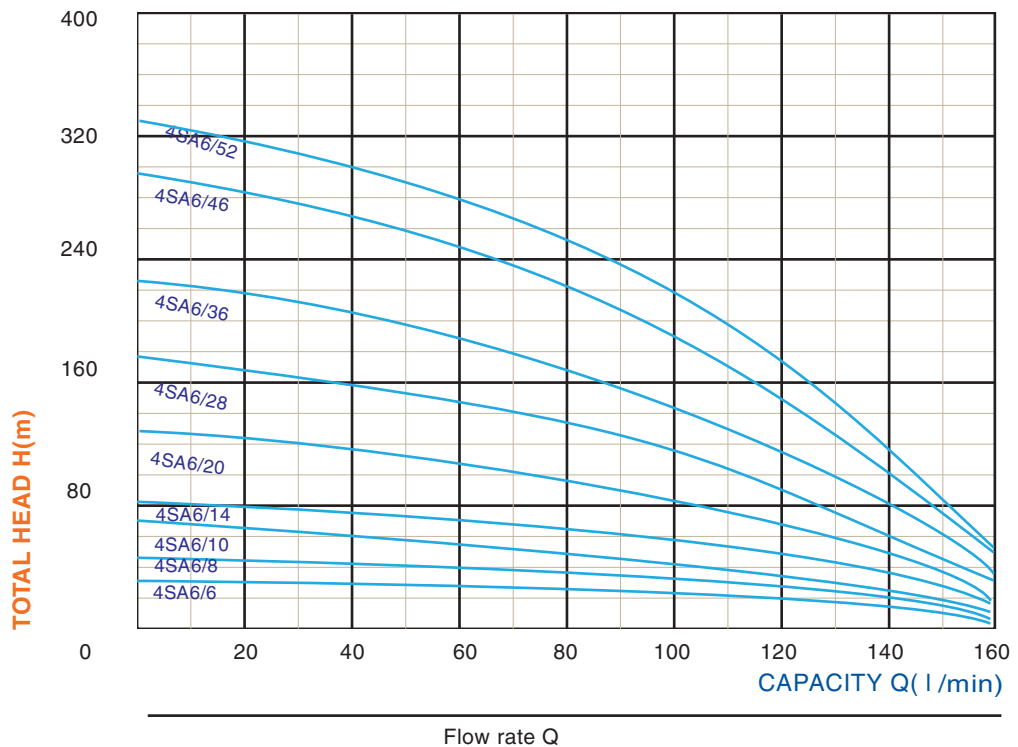
- Adopted the NEMA standard
- Insulation class: B
- Protection grade: IP68
- Maximum diameter $\phi 95\text{mm}$
- Highest temperature of liquid: 35°C



► **PERFORMANCE TABLE**

rpm: 2850 Outlet: G1 1/4"

TYPE	Motor power		Capacity and head						
	KW	Hp	m³/h	0	1.2	2.4	4.8	7.2	9.6
			l/min	0	20	40	80	120	160
4SA6/6	0.55	0.75	Head (m)	38	36	34	29	20	6
4SA6/8	0.75	1.0		50	48	45	39	26	8
4SA6/10	1.1	1.5		69	66	62	54	36	10
4SA6/14	1.5	2.0		88	85	78	68	46	13
4SA6/20	2.2	3.0		126	121	112	98	65	19
4SA6/28	3.0	4.0		177	169	157	137	92	26
4SA6/36	4.0	5.5		227	281	202	176	118	34
4SA6/46	5.5	7.5		290	278	258	225	151	43
4SA6/52	7.5	10		328	314	291	254	170	49



4"

4SA8 - SUBMERSIBLE PUMP

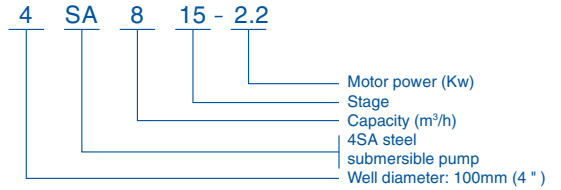
SUBMERSIBLE PUMPS

► **Typical applications:**

- Water supply system
- Booster
- Garden and farm irrigation
- Lowering underground water level
- Various industrial applications

► **Pump / Motor**

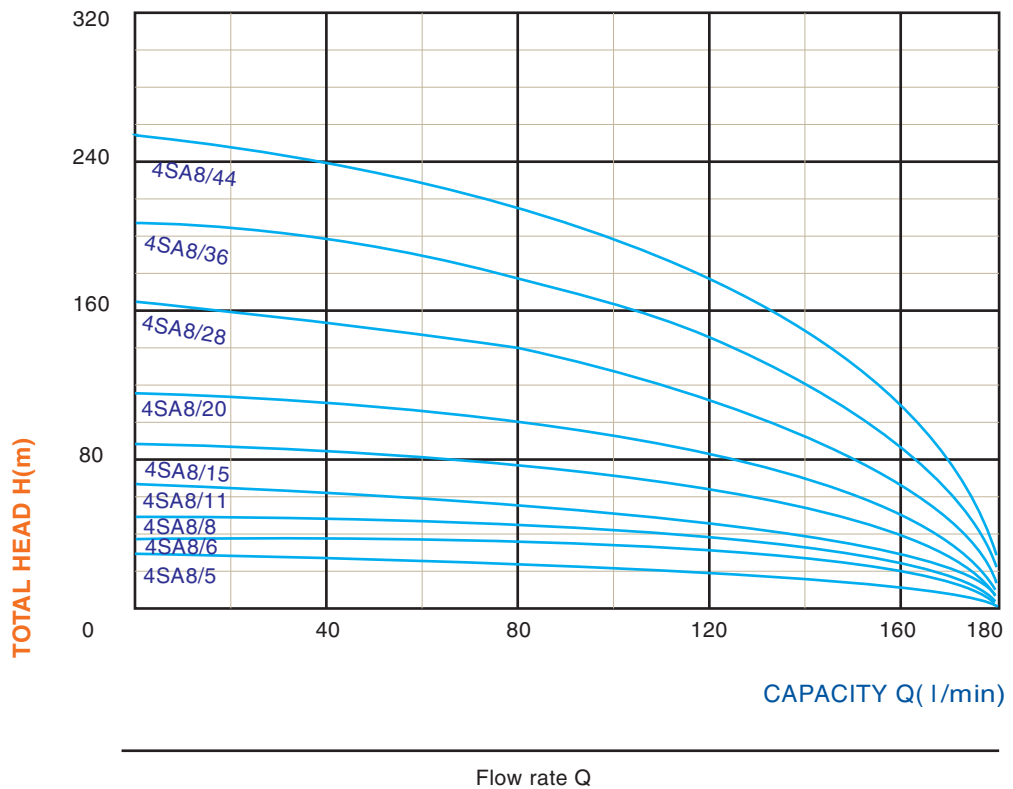
- Adopted the NEMA standard
- Insulation class: B
- Protection grade: IP68
- Maximum diameter $\phi 95\text{mm}$
- Highest temperature of liquid: 35°C



► **PERFORMANCE TABLE**

rpm: 2850 Outlet: G1 1/4"

TYPE	Motor power		Capacity and head						
	KW	Hp	m³/h	0	2.2	4.8	7.2	9.6	10.8
			l/min	0	40	80	120	160	180
4SA8/5	0.55	0.75	Head (m)	29	27	25	20	13	3
4SA8/6	0.75	1.0		35	33	29	24	15	3
4SA8/8	1.0	1.5		46	44	39	32	21	4
4SA8/11	1.5	2.0		64	60	54	45	28	6
4SA8/15	2.2	3.0		87	82	74	61	39	8
4SA8/20	3.0	4.0		116	109	98	81	52	10
4SA8/24	4.0	5.5		162	153	137	114	72	14
4SA8/36	5.5	7.5		209	196	177	146	93	18
4SA8/44	7.5	10		255	240	316	179	114	22



4"

4SA10 - SUBMERSIBLE PUMP

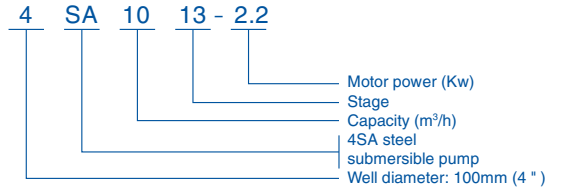
SUBMERSIBLE PUMPS

► **Typical applications:**

- Water supply system
- Booster
- Garden and farm irrigation
- Lowering underground water level
- Various industrial applications

► **Pump / Motor**

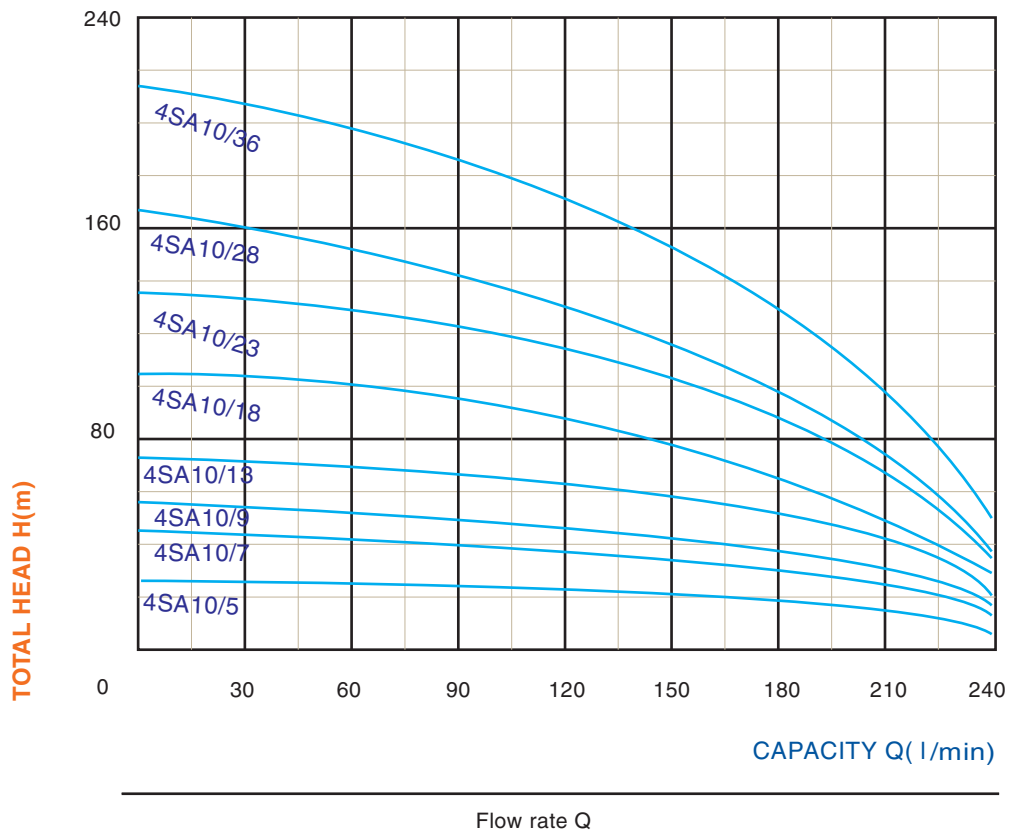
- Adopted the NEMA standard
- Insulation class: B
- Protection grade: IP68
- Maximum diameter $\phi 95\text{mm}$
- Highest temperature of liquid: 35°C



► **PERFORMANCE TABLE**

rpm: 2850 Outlet: G1 1/4"

TYPE	Motor power		Capacity and head						
	KW	Hp	m³/h	0	1.8	5.4	9.0	12.6	14.4
			l/min	0	30	90	150	210	240
4SA10/5	0.75	1.0	Head (m)	30	30	26	21	13	7
4SA10/7	1.1	1.5		42	41	37	29	17	10
4SA10/9	1.5	2.0		55	53	47	37	22	13
4SA10/13	2.2	3.0		79	77	68	54	37	19
4SA10/18	3.0	4.0		109	107	94	75	51	26
4SA10/23	4.0	5.5		139	136	121	95	59	33
4SA10/28	5.5	7.5		170	116	147	116	68	40
4SA10/36	7.5	10.0		218	213	189	149	82	52



4"

4SA12 - SUBMERSIBLE PUMP

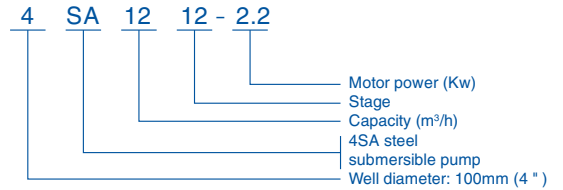
SUBMERSIBLE PUMPS

► **Typical applications:**

- Water supply system
- Booster
- Garden and farm irrigation
- Lowering underground water level
- Various industrial applications

► **Pump / Motor**

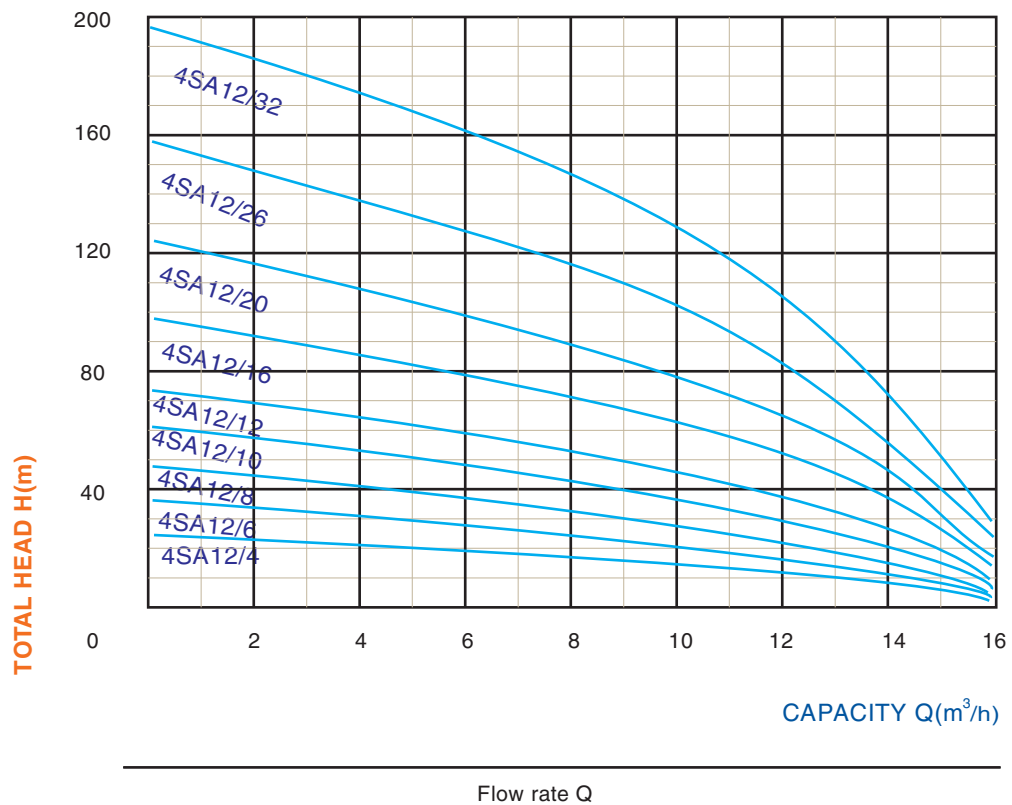
- Adopted the NEMA standard
- Insulation class: B
- Protection grade: IP68
- Maximum diameter ϕ 95mm
- Highest temperature of liquid: 35°C



► **PERFORMANCE TABLE**

rpm: 2850 Outlet: G1 1/4"

TYPE	Motor power		Capacity and head						
	KW	Hp	m ³ /h	0	4	8	10	12	16
			l/min	0	67	133	167	200	267
4SA12/4	0.75	1	Head (m)	24	21	16	14	10	2
4SA12/6	1.1	1.5		36	32	26	22	17	3
4SA12/8	1.5	2		49	43	36	30	24	5
4SA12/10	1.8	2.5		61	53	44	38	30	6
4SA12/12	2.2	3		73	65	53	45	36	8
4SA12/16	3	4		98	86	71	62	51	13
4SA12/20	4	5.5		123	108	89	78	64	16
4SA12/26	5.5	7.5		159	140	115	101	83	21
4SA12/32	7.5	10		196	172	142	124	102	26



4"

4SA16 - SUBMERSIBLE PUMP

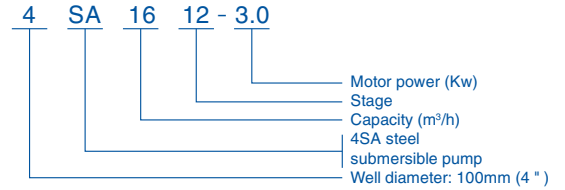
SUBMERSIBLE PUMPS

► **Typical applications:**

- Water supply system
- Booster
- Garden and farm irrigation
- Lowering underground water level
- Various industrial applications

► **Pump / Motor**

- Adopted the NEMA standard
- Insulation class: B
- Protection grade: IP68
- Maximum diameter ϕ 95mm
- Highest temperature of liquid: 35°C



► **PERFORMANCE TABLE**

rpm: 2850 Outlet: G1 1/4"

TYPE	Motor power		Capacity and head						
	KW	Hp	m ³ /h	0	6	12	14	16	22
			l/min	0	100	200	230	265	360
4SA16/4	1.1	1.5	Head (m)	22	20	15	14	12	6
4SA16/6	1.5	2.0		34	30	24	22	19	10
4SA16/8	1.8	2.5		43	37	30	26	23	11
4SA16/9	2.2	3		49	42	34	30	27	13
4SA16/12	3	4		67	58	46	41	38	20
4SA16/16	4	5.5		88	77	62	56	51	29
4SA16/20	5.5	7.5		111	98	78	72	65	38
4SA16/25	7.5	10		139	123	98	90	81	48

